

Ruth and Boaz

BIBLE PASSAGE: Ruth 1–4

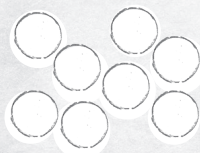
MAIN POINT: God provided a redeemer for Ruth.

KEY PASSAGE: Isaiah 33:22

BIG PICTURE QUESTION: How does God accomplish His plan? God uses people for His glory and our good.

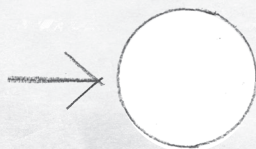
SMALL GROUP OPENING
(10–15 MINUTES)

PAGE 190




LARGE GROUP BIBLE STUDY
(25–30 MINUTES)

PAGE 192



SMALL GROUP ACTIVITIES
(25–30 MINUTES)

PAGE 198



Leader BIBLE STUDY

Only two books in the Old Testament bear the name of a woman: Ruth and Esther. Ruth's story occurs at the time when judges ruled over Israel. God's people were characterized by rebellion and immorality. At a time when the Israelites desperately needed a king to lead them back to God, Ruth's story of faithfulness points us to Jesus Christ, a coming Redeemer who will make all wrong things right again.

Ruth was the daughter-in-law of Naomi, a woman from Bethlehem who settled in Moab with her husband and two sons to escape a famine. Naomi's husband died, and her two sons married Moabite women, Orpah and Ruth. They lived

in Moab for 10 years; then Naomi's sons died.

Naomi heard that the Lord had provided food for His people during the famine, so she decided to go back to Judah. Naomi encouraged Orpah and Ruth to return to their families. Orpah returned home, but Ruth clung to Naomi. Ruth said, "Wherever you go, I will go, and wherever you live, I will live; your people will be my people, and your God will be my God" (Ruth 1:16). So Naomi and Ruth traveled back to Bethlehem together.

Naomi permitted Ruth to gather fallen grain in a field. The owner of the field was Boaz, a relative of Naomi's late husband and a family redeemer. Boaz noticed Ruth and told her she could safely gather grain in his field. At Naomi's urging, Ruth sought to be redeemed by Boaz. Boaz bought back the land Naomi and Ruth had lost when their husbands died, and he married Ruth. They had a son named Obed, whose grandson would be King David.

God gave Ruth—a foreigner—a special place in the lineage of Jesus Christ. As you teach kids today, introduce them to Jesus, our Redeemer. He bought for us salvation, paying the price with His very own blood.

5



MINISTRY GRID®
training made simple

Additional resources for each session are available at gospelproject.com. For free training and session-by-session help, visit www.ministrygrid.com/web/thegospelproject.

The BIBLE STORY

Ruth and Boaz

Ruth 1–4

Naomi lived in Bethlehem in Judah with her husband and their two sons. At that time, the people of Israel were ruled by judges like Gideon, Samson, and Deborah. **There was a famine in the land, so** it was difficult to find enough food to survive. **Naomi and her husband decided to go to Moab.**

While they were in Moab, Naomi's husband died. Naomi's sons married women from Moab, Orpah and Ruth. They lived in Moab for 10 years, and then Naomi's sons died. Naomi, Orpah, and Ruth were all alone. **The famine was over, so Naomi decided to go home.**

The women were very sad to leave each other. **Orpah returned home, but Ruth clung to Naomi. "Wherever you go, I will go, and wherever you live, I will live; your people will be my people, and your God will be my God," Ruth said.** So Naomi and Ruth returned to Bethlehem together.

Naomi gave Ruth permission to go into the fields and gather fallen grain. She happened to go to the field of Boaz, a good man from the family of Naomi's late husband. Boaz saw Ruth in his field. He had heard how kind Ruth was to Naomi, so **Boaz told Ruth to stay in his field where she would be safe. Boaz made sure Ruth had enough food.**

Ruth gathered plenty of grain in the field. She returned to Naomi and told her about Boaz. "Boaz is one of our family redeemers," Naomi replied. A *family redeemer* was someone who would help his close relatives if they were in trouble. Naomi knew Boaz would take care of


Ruth, so she encouraged Ruth to stay in his fields.

Naomi wanted to make sure Ruth had a husband to care for her, so she gave Ruth special instructions. Ruth put on her best clothes and laid down near Boaz's feet. In this way, Ruth showed Boaz that she hoped he would marry her. Boaz was surprised to find Ruth at his feet. "You are a family redeemer," Ruth said.

Boaz promised to redeem Ruth, which meant he would buy back the land that Naomi sold after her husband died, and he would marry Ruth. He gave Ruth grain and sent her home.

Boaz bought back the land that had belonged to Naomi's family, and he married Ruth. Ruth and Boaz had a son named Obed. Naomi took care of Obed. When Obed grew up, he was the father of Jesse, who was the father of King David.

Christ Connection: Boaz was a family redeemer. That means he would help his close relatives who were in trouble. Boaz cared for Ruth and Naomi because their husbands had died. In a similar way, Jesus is our Redeemer. We need help because we sin. Jesus bought our salvation for us by taking our punishment when He died on the cross.



**WANT TO
DISCOVER
GOD'S WORD?
GET
BIBLE EXPRESS!**

Invite kids to check out this week's devotionals to discover that Boaz redeemed Ruth—he paid a price to rescue her. Paul reminds Christians that we were also bought at a price so we must glorify God. (See 1 Cor. 6:20.) Order in bulk, subscribe quarterly, or purchase individually. For more information, check out www.lifeway.com/devotionals.

Small Group OPENING

SESSION TITLE: Ruth and Boaz

BIBLE PASSAGE: Ruth 1–4

MAIN POINT: God provided a redeemer for Ruth.

KEY PASSAGE: Isaiah 33:22

BIG PICTURE QUESTION: How does God accomplish His plan? God uses people for His glory and our good.

Welcome time

Greet each kid as he or she arrives. Use this time to collect the offering, fill out attendance sheets, and help new kids connect to your group. As kids arrive, invite them to stand, facing a partner. One partner should begin slowly moving, and the other partner should copy her actions, like a mirror.

SAY • Today we are going to hear a story from the Bible about a woman named Ruth who followed her mother-in-law, Naomi, wherever she went.

Activity page (5 minutes)

- “On the Move” activity page, 1 per kid
- markers or colored pencils

Invite kids to complete “On the Move” on the activity page. Provide markers and colored pencils and guide kids to follow the instructions to identify key places.

Point out places kids may be familiar with. Remind them that the Israelites crossed the Jordan River to enter the promised land. Then they marched around the walls at Jericho, and the walls fell down.

SAY • In the Bible story we will hear today, a family left Bethlehem [*point out the city*] and went to the land of Moab [*point out the area*].

Session starter (10 minutes)

OPTION 1: Key word scramble

Form groups of four to six kids. For each group, write the following letters on separate paper plates: *R, E, D, E, E, M*. Mix up the plates and scatter them on the floor.

Challenge kids to arrange the plates to form a word. Tell kids they must use every letter. The first group to come up with the word *redeem* wins. If groups struggle, give hints such as “The first letter is *R*,” or “This word is found several times in Ruth 3.”

SAY • The word *redeem* means “to buy back.” In today’s Bible story, a man named Boaz redeemed a woman named Ruth. Let’s find out more about what that means.

OPTION 2: Search and gather

Before the session, cut various colors of construction paper into small squares—at least 10 squares of each color. Hide the squares around the room. Form a team for each color of paper square. Instruct each team to collect the squares in its assigned color.

When kids think they found all the squares, mix up the papers and scatter them over the floor. Reassign colors and play again. Challenge teams to be the first to gather all the squares of their color.

SAY • In today’s Bible story, a woman named Ruth went into a field to gather leftover grain. She met a man there who changed her life.

Transition to large group



- paper plates
- marker

- colored construction paper squares

Large Group LEADER

SESSION TITLE: Ruth and Boaz

BIBLE PASSAGE: Ruth 1–4

MAIN POINT: God provided a redeemer for Ruth.

KEY PASSAGE: Isaiah 33:22

BIG PICTURE QUESTION: How does God accomplish His plan? God uses people for His glory and our good.

Countdown

• countdown video

Show the countdown video as your kids arrive, and set it to end as large group time begins.

Introduce the session (3 minutes)

• leader attire

• Bible

[Large Group Leader enters wearing khaki pants, a solid-colored shirt, an apron, and a hat. Leader carries a Bible.]

LEADER • Oh, you're back! This is perfect because I am just taking my break. A little later, my newest trainee, Beau (BOH), will be arriving to learn all about the mechanics of a restaurant. I mean, he is training to be a mechanic, and that is very good because there is a lot that can break down in a restaurant. The dishwasher, the sinks, the ovens, and ... well, you get the picture.

[Hold up the Bible.] I sure hope you are ready for today's Bible story. It is a wonderful story about some people who were part of Jesus' family—long before Jesus came to earth.

Giant timeline (1 minute)

• Giant Timeline

LEADER • We've been learning about the judges of Israel.

The first judges were Othniel (AHTH nih el), Ehud (EE huhd), and Shamgar (SHAM gahr). Then came Deborah, Gideon, and Samson.

[*Point to the giant timeline.*] Today's Bible story is called "Ruth and Boaz." Neither of them were judges, but they lived at the time when the judges ruled over the Israelites. I love the story of Ruth and Boaz because it reminds me so much of Jesus. Are you ready to hear it?

Big picture question (1 minute)

LEADER • Before we listen to the Bible story, do you remember the answer to our big picture question?

How does God accomplish His plan? God uses people for His glory and our good. As you listen to the story of Ruth and Boaz, think about how God used them to bring about His glory and the good of His people.

Tell the Bible story (10 minutes)

Open your Bible to the Book of Ruth. Tell the Bible story in your own words, or show the Bible story video "Ruth and Boaz."

LEADER • The story of Ruth happened during the time of the judges. Naomi and her family went to Moab, a land east of the Dead Sea. The people who lived in Moab were not part of God's people, Israel. They were from the family of Lot, Abraham's nephew, and they did not worship the one true God.

But Naomi's sons married women from Moab. One of those women, Ruth, decided to stay with

- Bibles
- "Ruth and Boaz" video
- Big Picture Question Poster
- Bible Story Picture Poster

Naomi when she went back to her home in Israel.

God provided a redeemer for Ruth. Ruth was gathering leftover grain in a field when she met Boaz. Boaz was a wealthy man and a relative of Naomi's dead husband. Boaz redeemed Ruth—he agreed to take care of her—and he married her.

A thousand years before Ruth lived, God promised Abraham that He was going to bless his family. Ruth was part of that family. Ruth and Boaz had a son named Obed, who grew up and had a son named Jesse. Jesse was the father of King David! Through this family, God planned to bring His Son, Jesus, to be the Savior of the world.

Picture this: Ruth was in a field near Bethlehem, gleaning grain so she and Naomi would have food. Does that sound familiar to anyone? Who was in a field near Bethlehem when some angels appeared to them? Yes! Hundreds of years later, angels appeared to shepherds to tell them that Jesus—one of Ruth's descendants—had been born.

The Gospel: God's Plan for Me (optional)

LEADER • Jesus is our Redeemer. He paid the price for our sin—His righteousness for our sin. When we trust in Him, He brings us back to God.

Use Scripture and the guide provided with this session to explain to boys and girls how to become a Christian. Assign individuals to meet with kids who have more questions.

Encourage boys and girls to ask their parents, small group leaders, or other Christian adults any questions they may have about becoming a Christian.

Tip: Provide /I'm a Christian Now for new Christians to take home and complete with their families.

Key passage (5 minutes)

Show the key passage poster. Lead girls to read Isaiah 33:22 together. Then lead the boys to do the same. Review the titles *Judge*, *lawgiver*, and *King*.

- Key Passage Poster
- “He Will Save Us” song

LEADER • Can you name some of the people who were judges over Israel? (*Othniel, Ehud, Shamgar, Deborah, Gideon, Samson*) Name someone who was a lawgiver for the Israelites. (*Moses*) Later in the Old Testament, God gave the Israelites a king. Saul was a king, and so was David and his son Solomon.

Isaiah 33:22 says that the Lord will save us. He saved the Israelites from their physical enemies, but what does He ultimately save His people from? (*sin and death*) Yes! We know that people will die physically, but those who trust in Jesus will live with Him forever.

Lead boys and girls to sing “He Will Save Us.”

Discussion starter video (4 minutes)

LEADER • Has anyone ever stepped in to get something for you that you could not get for yourself? Watch this. Show the “Unit 9, Session 5” discussion starter video.

- “Unit 9, Session 5” discussion starter video

LEADER • What do you think? How did Carlos probably feel to get back what belonged to him?

In our Bible story, Naomi’s and Ruth’s husbands died. Without husbands, Naomi and Ruth struggled to support themselves. They needed husbands or sons to protect them and take care of them. Boaz agreed to redeem Ruth by buying the land that belonged to Naomi’s husband. He agreed to support the whole family.

Invite kids to discuss the importance of having a protector

and provider. Ask them to name people in their lives who protect them and provide for them.

Point out that God used Ruth, who was not part of Israel, to grow Abraham's family. Ruth would become the great-grandmother of King David, and Jesus was born into King David's family.

LEADER • *How does God accomplish His plan? God uses people for His glory and our good.*

Sing (4 minutes)

• "All for Your Glory" song

LEADER • When baby Obed was born, women told Naomi to praise the Lord. He had blessed Naomi with a grandson to take care of her. Let's praise God for taking care of us.

Sing together "All for Your Glory."

Pray (2 minutes)

Invite kids to pray before dismissing to small groups. Thank God for Ruth's story. Thank Him for not leaving us to fend for ourselves and for involving people in His plan to send His Son into the world.

Pray that God would use you and the kids in ways that bring about His glory and our good.

Dismiss to small groups

The Gospel: God's Plan for Me

Ask kids if they have ever heard the word *gospel*. Clarify that the word *gospel* means “good news.” It is the message about Christ, the kingdom of God, and salvation. Use the following guide to share the gospel with kids.



God rules. Explain to kids that the Bible tells us God created everything, and He is in charge of everything. Invite a volunteer to read Genesis 1:1 from the Bible. Read Revelation 4:11 or Colossians 1:16-17 aloud and explain what these verses mean.



We sinned. Tell kids that since the time of Adam and Eve, everyone has chosen to disobey God. (Romans 3:23) The Bible calls this sin. Because God is holy, God cannot be around sin. Sin separates us from God and deserves God's punishment of death. (Romans 6:23)



God provided. Choose a child to read John 3:16 aloud. Say that God sent His Son, Jesus, the perfect solution to our sin problem, to rescue us from the punishment we deserve. It's something we, as sinners, could never earn on our own. Jesus alone saves us. Read and explain Ephesians 2:8-9.



Jesus gives. Share with kids that Jesus lived a perfect life, died on the cross for our sins, and rose again. Because Jesus gave up His life for us, we can be welcomed into God's family for eternity. This is the best gift ever! Read Romans 5:8; 2 Corinthians 5:21; or 1 Peter 3:19.



We respond. Tell kids that they can respond to Jesus. Read Romans 10:9-10,13. Review these aspects of our response: Believe in your heart that Jesus alone saves you through what He's already done on the cross. Repent, turning from self and sin to Jesus. Tell God and others that your faith is in Jesus.

Offer to talk with any child who is interested in responding to Jesus.

Small Group LEADER

SESSION TITLE: Ruth and Boaz

BIBLE PASSAGE: Ruth 1–4

MAIN POINT: God provided a redeemer for Ruth.

KEY PASSAGE: Isaiah 33:22

BIG PICTURE QUESTION: How does God accomplish His plan? God uses people for His glory and our good.

Key passage activity (5 minutes)

- Key Passage Poster
- index cards
- marker

Write the words of the key passage on separate index cards. Also write several random words (*peanut, teacher, Boaz, an,* and so on). Mix up the cards and scatter them faceup on the floor.

Instruct kids to take turns searching the cards and picking up one word that belongs in the key passage. Kids will arrange the cards to complete the key passage. Then guide them to say the passage aloud together.

SAY • God takes care of us. **God provided a redeemer for Ruth**, and He provided a Redeemer for us through Jesus.

Bible story review & Bible skills (10 minutes)

- Bibles, 1 per kid
- Main Point Poster
- large pieces of paper, 4
- crayons or markers

Form four groups of kids. Provide each group with a Bible, a large piece of paper, and crayons or markers.

Assign each group one of the following passages from the Bible story. Guide kids to find the passage in the Bible and read it together. Then their group should work together to draw a picture of the scene.

- Ruth 1:1-5
- Ruth 2:1-7

- Ruth 2:17-20
- Ruth 4:13-17

After kids finish their drawings, invite them to share their creations and describe what is going on in the scene. You may choose to retell or review the Bible story using the bolded text of the Bible story script, pausing for each group to give further detail.

Make sure kids understand what it means that Boaz was a redeemer.

SAY • Boaz was a family redeemer. That means he would help his close relatives who were in trouble. Boaz cared for Ruth and Naomi because their husbands had died.

In a similar way, Jesus is our Redeemer. We need help because we sin. Jesus bought our salvation for us by taking our punishment when He died on the cross.

Option: Review the gospel with boys and girls. Explain that kids are welcome to speak with you or another teacher if they have questions.

Activity choice (10 minutes)

OPTION 1: Ruth and Naomi

Attach a large piece of paper to a focal wall. Draw a Venn diagram on the paper (two intersecting circles). Label one circle *Ruth* and the other *Naomi*.

Invite kids to call out details they remember from the Bible story about Ruth and Naomi. They should describe how Ruth is different than or similar to Naomi.

If a characteristic is true for only Ruth, write it in Ruth's circle. If it is true for only Naomi, write it in Naomi's circle. If it is true for both women, write it in the middle where the circles intersect. If kids struggle to remember details, provide the sample statements and allow them to determine who the statement describes.



- large piece of paper
- marker

Naomi

- came from Bethlehem
- had two sons
- was related to Boaz

Ruth

- came from Moab
- married Boaz
- had a son named Obed

Both

- had a husband who died
- returned to Bethlehem
- was cared for by Boaz

SAY • *How does God accomplish His plan? God uses people for His glory and our good.*

OPTION 2: Family mix-up

Write the following names on separate cups or index cards:

Abijah, Abraham, Ahaz, Boaz, David, Eleazar, Hezekiah, Isaac, Jacob, Jehoshaphat, Jesse, Jesus, Joseph, Josiah, Matthan, Obed, Rehoboam, Solomon, Uzziah, Zerubbabel.

Scatter the cards on the floor or on a table. Provide Bibles and challenge kids to use the genealogy listed in Matthew 1:2-16 to put the names in order. They should begin with *Abraham* and end with *Jesus*. When kids finish, check their answers.

SAY • Ruth lived more than a thousand years before Jesus was born, but even then God was working out His plan to rescue people from sin. **God provided a redeemer for Ruth**, and He provided a greater Redeemer—His Son, Jesus. Jesus paid the penalty for our sin so those who trust in Him can receive forgiveness and eternal life.

- Bibles, 1 per kid
- plastic cups or index cards, 20
- marker

Tip: Point out that not every direct descendant of Abraham is listed, but kids can order the people by generation.

The Genealogy of Jesus (Matthew 1:1-16)

- | | | |
|------------|-----------------|----------------|
| 1. Abraham | 8. Solomon | 15. Josiah |
| 2. Isaac | 9. Rehoboam | 16. Zerubbabel |
| 3. Jacob | 10. Abijah | 17. Eleazar |
| 4. Boaz | 11. Jehoshaphat | 18. Matthan |
| 5. Obed | 12. Uzziah | 19. Joseph |
| 6. Jesse | 13. Ahaz | 20. Jesus |
| 7. David | 14. Hezekiah | |

Journal and prayer (5 minutes)

Give kids pencils and journal pages. Prompt them to list people who provide for or protect them. Encourage them to thank those people for their care.

SAY • God provided a redeemer for Ruth, and He provides people to take care of us, too. But the most important Person God gives to us is His Son, Jesus. Jesus is our Redeemer. We need help because we sin. Jesus bought our salvation for us by taking our punishment when He died on the cross.

As time allows, lead kids to complete “Gathering Grain” on the activity page. Instruct them to cross out the pieces of grain that have a match. Circle the remaining pieces and then rearrange them to discover today’s main point: **God provided a redeemer for Ruth.**

- pencils
- Journal Page
- “Gathering Grain” activity page, 1 per kid

Tip: Give parents this week’s *Big Picture Cards for Families* to allow families to interact with the biblical content at home.